




## Removal


1. Turn ignition switch OFF and disconnect the negative (-) battery cable.
2. Using the remover, remove the console upper cover (A).




3. Disconnect the connector (A) from the console upper complete.




4. Disconnect the connector (A) from the upper console.




5. Loosen the screw and then remove the console floor switch complete (A).



6. Remove the cup holder (A).



7. Loosen the screw and then remove the ESC switch (A).



8. Disconnect the ESC connector (A) from the upper console.





9. Install in the reverse order of removal.